

Quarterly Investment Report (Including Deposits)

Investment or Deposit Type	August 31, 2018 Book Value	August 31, 2018 Market Value
Publicly Traded Equity and Similar Investments		
Common Stock (U.S. and foreign stocks held in separately managed accounts or internally managed by institution investment staff; exclude mutual or commingled funds)		
Equity/Stock Mutual Funds	3,615,664.23	4,521,662.34
Balanced Mutual Funds (where target allocation is > 50% equities)		
"Commonfund" Equity Commingled Funds		
Other Equity Commingled Funds (if primarily invested in publicly traded equities)		
Preferred Stock		
Other - list by type		
Total Publicly Traded Equity and Similar Investments	3,615,664.23	4,521,662.34
"Other" Investments - Other than Publicly Traded Equity and Debt Investments		
Real Estate (include direct ownership & investments in real estate limited partnerships, private REITs, or similar vehicles; include a portfolio of publicly traded REITs if managed as a separate asset allocation category rather than comprising part of a broadly diversified stock portfolio)		
Other Real Asset Investments (e.g. investments in infrastructure funds)		
Private Equity		
Hedge Funds		
"Commonfund" Alternative Asset Commingled Funds (Real Estate, Private Equity, Hedge Funds, Commodities, etc.)		
Annuities	0.00	0.00
Commodities		
Collectibles		
Other - list by type		
Total "Other" Investments - Other than Publicly Traded Equity & Debt Investments	0.00	0.00
Publicly Traded Debt & Similar Investments >1 year maturity		
U.S. Government Securities ("Treasuries")		
U.S. Government Agency Securities ("Agencies")	491,539.14	466,563.30
Mortgage Pass-Throughs - "Agency"		
Mortgage Pass-Throughs - "Private Label"		
Asset-Backed Securities (ABS) (other than mortgage-backed securities)		
Sovereign Debt (non-U.S.)		
Municipal Obligations		
Collateralized Mortgage Obligations (CMOs) - list below by category		
Interest Only Strips (IOs)		
Principal Only Strips (POs)		
Inverse Floaters		
Stated Final Maturity longer than 10 years		
Other CMOs - "Agency"		
Other CMOs - "Private Label"		
Corporate Obligations (U.S. or foreign companies) - list below by rating		
Highly Rated (AAA/AA or equivalent)	378,044.70	359,694.48
Other Investment Grade (A/BBB or equivalent)		
High Yield Bonds (<BBB or equivalent)		
Not Rated (NR)		
Fixed Income/Bond Mutual Funds (longer term; registered with the SEC)		
Balanced Mutual Funds (where target allocation is > 50% bonds or other debt securities)		
"Commonfund" Fixed Income/Bond Commingled Funds		
Other Fixed Income/Bond Commingled Funds (primarily invested in publicly traded debt securities; not registered with the SEC)		
GICs (Guaranteed Investment Contracts)		
Other - list by type		
Certificates of Deposit - Long Term	1,987,977.98	1,954,603.15
Total Publicly Traded Debt & Similar Investments >1 year	2,857,561.82	2,780,860.93
Short-Term Investments & Deposits		
U.S. Government Securities ("Treasuries")		
U.S. Government Agency Securities ("Agencies")	0.00	0.00
Bankers' Acceptances		
Commercial Paper - A1/P1 (or equivalent)		
Other Commercial Paper - lower rated		
Repurchase Agreements (Repos)		

Quarterly Investment Report (Including Deposits)

Investment or Deposit Type	August 31, 2018 Book Value	August 31, 2018 Market Value
Money Market Mutual Funds (registered with the SEC)		
Short-Term Mutual Funds Other than Money Market Mutual Funds (registered with the SEC)		
Public Funds Investment Pool Created to Function as a Money Market Mutual Fund (not registered w/ SEC but "2a7-like")		
TexPool (and TexPool Prime)		
Other Public Funds Investment Pools Functioning as Money Market Mutual Funds		
Other Investment Pools - Short-Term (not created to function as a money market mutual fund)		
Certificates of Deposit (CD) - Nonnegotiable	50,000.00	50,003.00
Certificates of Deposit (CD) - Negotiable		
Bank Deposits	554,120.46	554,120.46
Cash Held at State Treasury		
Securities Lending Collateral Reinvestments (direct investments or share of pooled collateral)		
Other - list by type		
Corporate Bonds - Short Term	0.00	0.00
Total Short-Term Investments & Deposits	<u>604,120.46</u>	<u>604,123.46</u>
TOTAL INVESTMENTS and DEPOSITS	<u><u>7,077,346.51</u></u>	<u><u>7,906,646.73</u></u>

The Board of Trustees of Angelina College has adopted Royal Bank of Canada, 5030 Champions Drive, Lufkin, Texas 75901 as investment advisors. Royal Bank of Canada must seek approval of a designated college investment officer to make investment decisions.


Angelina College does not use soft dollar arrangements, directed brokerage, directed commission, commission recapture, or similar arrangements.

Angelina College is not associated with an independent endowment or foundation.


For inquiries regarding the investments of Angelina College, please contact:

Melissa Goins, Controller
P.O. Box 1768, Lufkin, TX 75902
936.633.5215
mgoins@angelina.edu


Michael J. Simon



Chris Sullivan



Melissa Goins



Angelina College

Statement of Changes in Fund Investment Assets Quarter Ended August 31, 2018

	FUND									
	Endowment		Current		Debt Service		Education & General		Total	
	Book	Market	Book	Market	Book	Market	Book	Market	Book	Market
Beginning Investment Assets - 5/31/18	6,983,013.47	7,752,386.39	0.00	0.00	0.00	0.00	0.00	0.00	6,983,013.47	7,752,386.39
Additions										
Investment Income	94,333.04	94,333.04							94,333.04	94,333.04
Distributions		0.00							0.00	0.00
Changes in Net Unrealized Appreciation/(Depreciation)		59,927.30	0.00	0.00					0.00	59,927.30
Maturities		0.00							0.00	0.00
Ending Investment Assets - 8/31/18	<u>7,077,346.51</u>	<u>7,906,646.73</u>	<u>0.00</u>	<u>0.00</u>	<u>0.00</u>	<u>0.00</u>	<u>0.00</u>	<u>0.00</u>	<u>7,077,346.51</u>	<u>7,906,646.73</u>