

**ANGELINA COUNTY JUNIOR COLLEGE DISTRICT  
SUMMARY OF INVESTMENTS  
AT AUGUST 31, 2015**

	<u>Book Value</u>	<u>%</u>	<u>Market Value</u>	<u>%</u>
<b>Long-term Securities</b>				
<b>Debt Securities</b>				
U.S. Government Obligations				
Direct-Treasuries				
Guaranteed				
Mortgage-Backed	\$ 804,635.77	10.04%	\$ 814,921.00	9.85%
Federal Reserve Bank				
Total U.S. Government Obligations	<u>804,635.77</u>	<u>10.04%</u>	<u>814,921.00</u>	<u>9.85%</u>
U.S. Government Agencies (non-Gtd.)				
Mortgage-Backed				
Other				
Total U.S. Government Agencies (non-Gtd.)				
Foreign Government Obligations				
Municipal and County Bonds				
Corporate Bonds	353,205.80	4.41%	344,876.76	4.17%
Other				
Total Debt Securities	<u>1,157,841.57</u>	<u>14.45%</u>	<u>1,159,797.76</u>	<u>14.02%</u>
<b>Equity Securities</b>				
Common Stocks and Other E				
Index Funds				
Mutual Funds	2,984,954.36	37.32%	3,240,389.80	39.19%
Other				
Total Equity Securities	<u>2,984,954.36</u>	<u>37.32%</u>	<u>3,240,389.80</u>	<u>39.19%</u>
<b>Total Long-Term Securities</b>	<u>4,142,795.93</u>	<u>51.77%</u>	<u>4,400,187.56</u>	<u>53.21%</u>
<b>Short-term Securities</b>				
U.S. Govt (Direct & guaranteed)				
U.S. Govt Agencies (Non-Gtd)				
Corporate Bonds				
TexPool				
Other				
<b>Total Short-Term Securities</b>				
<b>Cash and Cash Equivalents</b>				
Cash	278,162.11	3.48%	278,162.11	3.36%
Certificates of Deposit	3,582,553.00	44.75%	3,591,684.22	43.43%
Money Markets				
Commercial Paper				
<b>Total Cash and Cash Equivalents</b>	<u>3,860,715.11</u>	<u>48.23%</u>	<u>3,869,846.33</u>	<u>46.79%</u>
<b>Total Investments</b>	<u>\$ 8,003,511.04</u>	<u>100.00%</u>	<u>\$ 8,270,033.89</u>	<u>100.00%</u>

The investment portfolio of Angelina College is in compliance with the investment strategy expressed in the investment policy and other relevant provisions of Local Government Code, Section 2256, the Public Funds Investment Act.

Michael J. Simon  Joseph E. Madden  Michaelyn Greene 

ANGELINA COUNTY JUNIOR COLLEGE DISTRICT  
SUMMARY OF E & G FUND INVESTMENT ASSETS  
AT AUGUST 31, 2015

	<u>Book Value</u>	<u>%</u>	<u>Market Value</u>	<u>%</u>
<b>Long-term Securities</b>				
<b>Debt Securities</b>				
U.S. Government Obligations				
Direct-Treasuries				
Guaranteed				
Mortgage-Backed				
Federal Reserve Bank				
Total U.S. Government Obligations				
U.S. Government Agencies (non-Gtd.)				
Mortgage-Backed				
Other				
Total U.S. Government Agencies (non-Gtd.)				
Foreign Government Obligations				
Municipal and County Bonds				
Corporate Bonds				
Other				
Total Debt Securities	\$ -		\$ -	
<b>Equity Securities</b>				
Common Stocks and Other Equities				
Index Funds				
Mutual Funds				
Other				
Total Equity Securities				
<b>Total Long-Term Securities</b>	-		-	
<b>Short-term Securities</b>				
U.S. Govt (Direct & guaranteed)				
U.S. Govt Agencies (Non-Gtd)				
Corporate Bonds				
TexPool				
Other				
Total Short-Term Securities	-		-	
<b>Cash and Cash Equivalents</b>				
Cash				
Certificates of Deposit				
Money Markets				
Commercial Paper				
Total Cash and Cash Equivalents	-		-	
<b>Total Investments</b>	\$ -		\$ -	




The investment portfolio of Angelina College is in compliance with the investment strategy expressed in the investment policy and other relevant provisions of Local Government Code, Section 2256, the Public Funds Investment Act.

Michael J. Simon  Joseph E. Madden  Michaelyn Greene 

**ANGELINA COUNTY JUNIOR COLLEGE DISTRICT  
SUMMARY OF CURRENT FUND INVESTMENT ASSETS  
AT AUGUST 31, 2015**

	<u>Book Value</u>	<u>%</u>	<u>Market Value</u>	<u>%</u>
<b>Long-term Securities</b>				
<b>Debt Securities</b>				
U.S. Government Obligations				
Direct-Treasuries				
Guaranteed				
Mortgage-Backed				
Federal Reserve Bank				
Total U.S. Government Obligations				
U.S. Government Agencies (non-Gtd.)				
Mortgage-Backed				
Other				
Total U.S. Government Agencies (non-Gtd.)				
Foreign Government Obligations				
Municipal and County Bonds				
Corporate Bonds				
Other				
Total Debt Securities	<u>\$ -</u>		<u>\$ -</u>	
<b>Equity Securities</b>				
Common Stocks and Other Equities				
Index Funds				
Mutual Funds				
Other				
Total Equity Securities	<u>-</u>		<u>-</u>	
<b>Total Long-Term Securities</b>	<u>-</u>		<u>-</u>	
<b>Short-term Securities</b>				
U.S. Govt (Direct & guaranteed)				
U.S. Govt Agencies (Non-Gtd)				
Corporate Bonds				
TexPool				
Other				
<b>Total Short-Term Securities</b>	<u>-</u>		<u>-</u>	
<b>Cash and Cash Equivalents</b>				
Cash				
Certificates of Deposit	1,650,000.00	100.00%	1,650,000.00	100.00%
Money Markets				
Commercial Paper				
<b>Total Cash and Cash Equivalents</b>	<u>1,650,000.00</u>	100.00%	<u>1,650,000.00</u>	100.00%
<b>Total Investments</b>	<u>\$ 1,650,000.00</u>	100.00%	<u>\$ 1,650,000.00</u>	100.00%

The investment portfolio of Angelina College is in compliance with the investment strategy expressed in the investment policy and other relevant provisions of Local Government Code, Section 2256, the Public Funds Investment Act.

Michael J. Simon  Joseph E. Madden  Michaelyn Greene 



**ANGELINA COUNTY JUNIOR COLLEGE DISTRICT  
SUMMARY OF ENDOWMENT FUND INVESTMENT ASSETS  
AT AUGUST 31, 2015**

	<u>Book Value</u>	<u>%</u>	<u>Market Value</u>	<u>%</u>
<b>Long-term Securities</b>				
<b>Debt Securities</b>				
U.S. Government Obligations				
Direct-Treasuries				
Guaranteed				
Mortgage-Backed	\$ 804,635.77	12.66%	\$ 814,921.00	12.31%
Federal Reserve Bank				
Total U.S. Government Obligations	<u>804,635.77</u>	<u>12.66%</u>	<u>814,921.00</u>	<u>12.31%</u>
U.S. Government Agencies (non-Gtd.)				
Mortgage-Backed				
Other				
Total U.S. Government Agencies (non-Gtd.)				
Foreign Government Obligations				
Municipal and County Bonds	0.00	0.00%	0.00	0.00%
Corporate Bonds	353,205.80	5.56%	344,876.76	5.21%
Other	0.00	0.00%	0.00	0.00%
Total Debt Securities	<u>1,157,841.57</u>	<u>18.22%</u>	<u>1,159,797.76</u>	<u>17.52%</u>
<b>Equity Securities</b>				
Common Stocks and Other Equities				
Index Funds				
Mutual Funds	2,984,954.36	46.98%	3,240,389.80	48.95%
Other				
Total Equity Securities	<u>2,984,954.36</u>	<u>46.98%</u>	<u>3,240,389.80</u>	<u>48.95%</u>
<b>Total Long-Term Securities</b>	<u>4,142,795.93</u>	<u>65.20%</u>	<u>4,400,187.56</u>	<u>66.47%</u>
<b>Short-term Securities</b>				
U.S. Govt (Direct & guaranteed)				
U.S. Govt Agencies (Non-Gtd)				
Corporate Bonds				
TexPool				
Other				
<b>Total Short-Term Securities</b>	<u>-</u>		<u>-</u>	
<b>Cash and Cash Equivalents</b>				
Cash	278,162.11	4.38%	278,162.11	4.20%
Certificates of Deposit	1,932,553.00	30.42%	1,941,684.22	29.33%
Money Markets				
Commercial Paper				
<b>Total Cash and Cash Equivalents</b>	<u>2,210,715.11</u>	<u>34.80%</u>	<u>2,219,846.33</u>	<u>33.53%</u>
<b>Total Investments</b>	<u>\$ 6,353,511.04</u>	<u>100.00%</u>	<u>\$ 6,620,033.89</u>	<u>100.00%</u>




The investment portfolio of Angelina College is in compliance with the investment strategy expressed in the investment policy and other relevant provisions of Local Government Code, Section 2256, the Public Funds Investment Act.

Michael J. Simon  Joseph E. Madden  Michaelyn Greene 

**ANGELINA COUNTY JUNIOR COLLEGE DISTRICT  
SUMMARY OF DEBT SERVICE FUND INVESTMENT ASSETS  
AT AUGUST 31, 2015**

	<u>Book Value</u>	<u>%</u>	<u>Market Value</u>	<u>%</u>
<b>Long-term Securities</b>				
<b>Debt Securities</b>				
U.S. Government Obligations				
Direct-Treasuries				
Guaranteed				
Mortgage-Backed				
Federal Reserve Bank				
Total U.S. Government Obligations				
U.S. Government Agencies (non-Gtd.)				
Mortgage-Backed				
Other				
Total U.S. Government Agencies (non-Gtd.)				
Foreign Government Obligations				
Municipal and County Bonds				
Corporate Bonds				
Other				
Total Debt Securities	\$ -		\$ -	
<b>Equity Securities</b>				
Common Stocks and Other Equities				
Index Funds				
Mutual Funds				
Other				
Total Equity Securities				
<b>Total Long-Term Securities</b>	-		-	
<b>Short-term Securities</b>				
U.S. Govt (Direct & guaranteed)				
U.S. Govt Agencies (Non-Gtd)				
Corporate Bonds				
TexPool				
Other				
Total Short-Term Securities	-		-	
<b>Cash and Cash Equivalents</b>				
Cash				
Certificates of Deposit	0.00	100.00%	0.00	100.00%
Money Markets				
Commercial Paper				
Total Cash and Cash Equivalents	0.00	100.00%	0.00	100.00%
<b>Total Investments</b>	\$ 0.00	100.00%	\$ 0.00	100.00%

The investment portfolio of Angelina College is in compliance with the investment strategy expressed in the investment policy and other relevant provisions of Local Government Code, Section 2256, the Public Funds Investment Act.

Michael J. Simon  Joseph E. Madden  Michaelyn Greene 

Angelina County Junior College District  
Statement of Changes in E & G Fund Investment Assets  
Quarter Ended August 31, 2015

	<u>Book Value</u>	<u>Market Value</u>
Beginning Investment Assets -5/31/15	<u>0.00</u>	<u>0.00</u>
Additions	0.00	0.00
Investment Income	0.00	0.00
Distributions	0.00	0.00
Changes in Net Unrealized Appreciation/(Depreciation)	0.00	0.00
Ending Investment Assets -8/31/15	<u>0.00</u>	<u>0.00</u>

Angelina County Junior College District  
Statement of Changes in Current Fund Investment Assets  
Quarter Ended August 31, 2015

	<u>Book Value</u>	<u>Market Value</u>
Beginning Investment Assets -5/31/15	<u>1,450,000.00</u>	<u>1,450,000.00</u>
Additions	200,000.00	200,000.00
Investment Income	0.00	0.00
Distributions	0.00	0.00
Changes in Net Unrealized Appreciation/(Depreciation)	0.00	0.00
Ending Investment Assets -8/31/15	<u>1,650,000.00</u>	<u>1,650,000.00</u>

Angelina County Junior College District  
Statement of Changes in Debt Service Fund Investment Assets  
Quarter Ended August 31, 2015

	<u>Book Value</u>	<u>Market Value</u>
Beginning Investment Assets -5/31/15	<u>0.00</u>	<u>0.00</u>
Additions	0.00	0.00
Investment Income	0.00	0.00
Distributions	0.00	0.00
Changes in Net Unrealized Appreciation/(Depreciation)	0.00	0.00
Ending Investment Assets -8/31/15	<u>0.00</u>	<u>0.00</u>



Angelina County Junior College District  
Statement of Changes in Endowment Fund Investment Assets  
Quarter Ended August 31, 2015

	<u>Book Value</u>	<u>Market Value</u>
Beginning Investment Assets -5/31/15	<u>6,314,695.35</u>	<u>6,838,149.53</u>
Additions		0.00
Investment Income	38,815.69	38,815.69
Distributions	0.00	0.00
Net Realized Gains (Losses)	0.00	0.00
Changes in Net Unrealized Appreciation/(Depreciation)	0.00	(256,931.33)
Ending Investment Assets -8/31/15	<u>6,353,511.04</u>	<u>6,620,033.89</u>