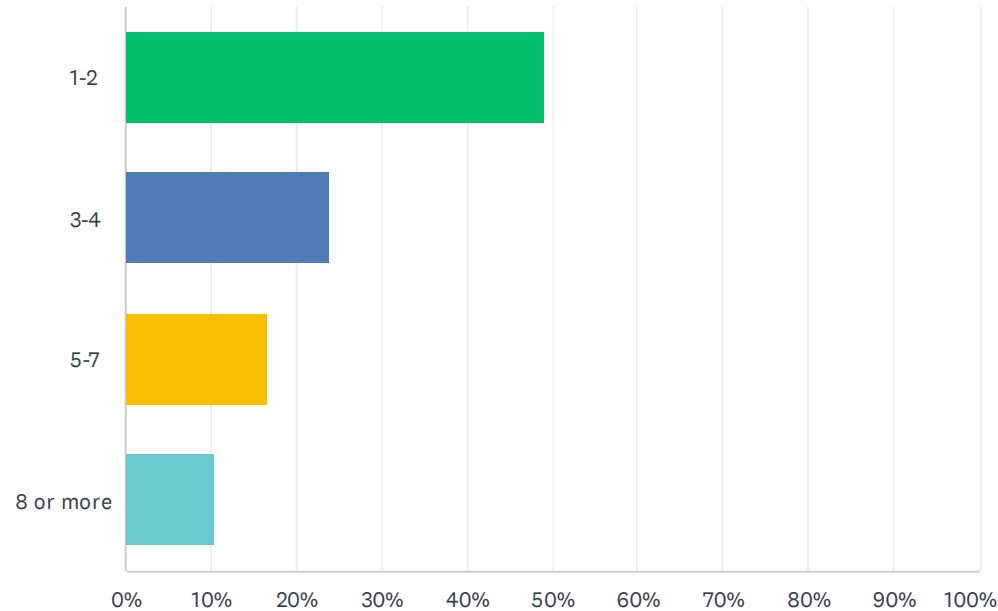


Q1 Including this semester, approximately how many semesters (fall, spring, and/or summer) have you taken classes at AC?

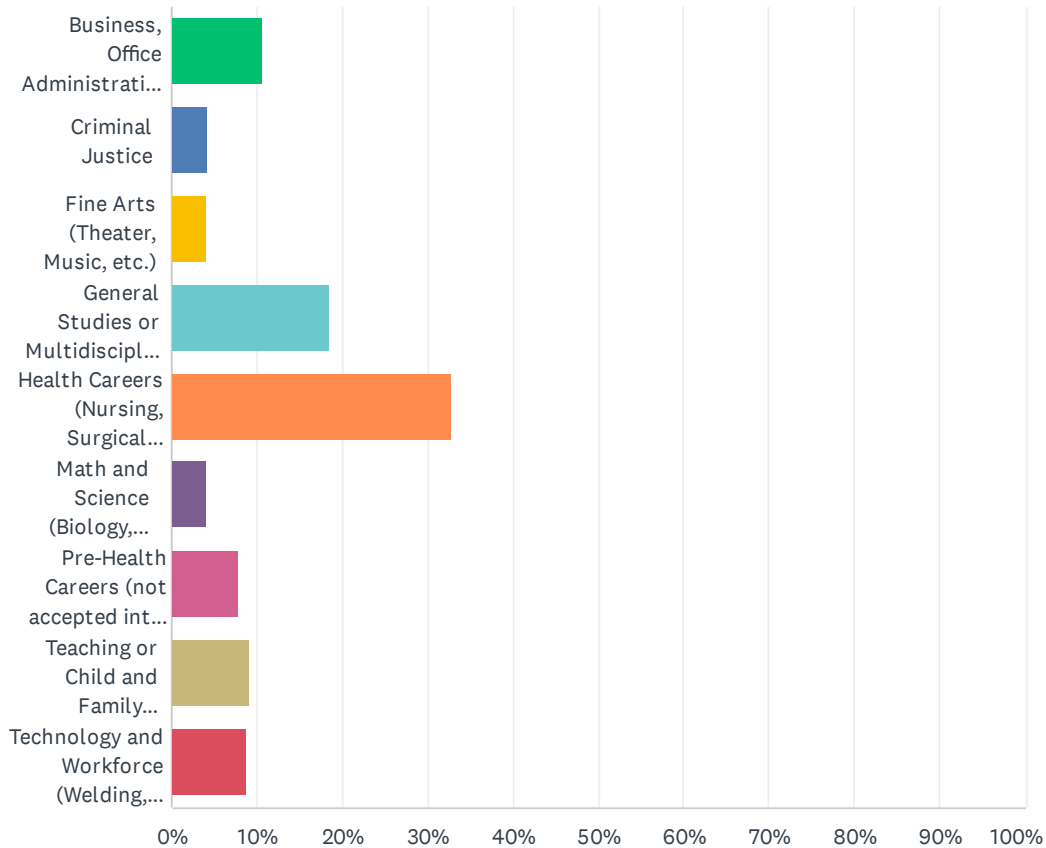
Answered: 348 Skipped: 2



ANSWER CHOICES	RESPONSES	
1-2	49.14%	171
3-4	23.85%	83
5-7	16.67%	58
8 or more	10.34%	36
TOTAL		348

Q2 What is your area of study?

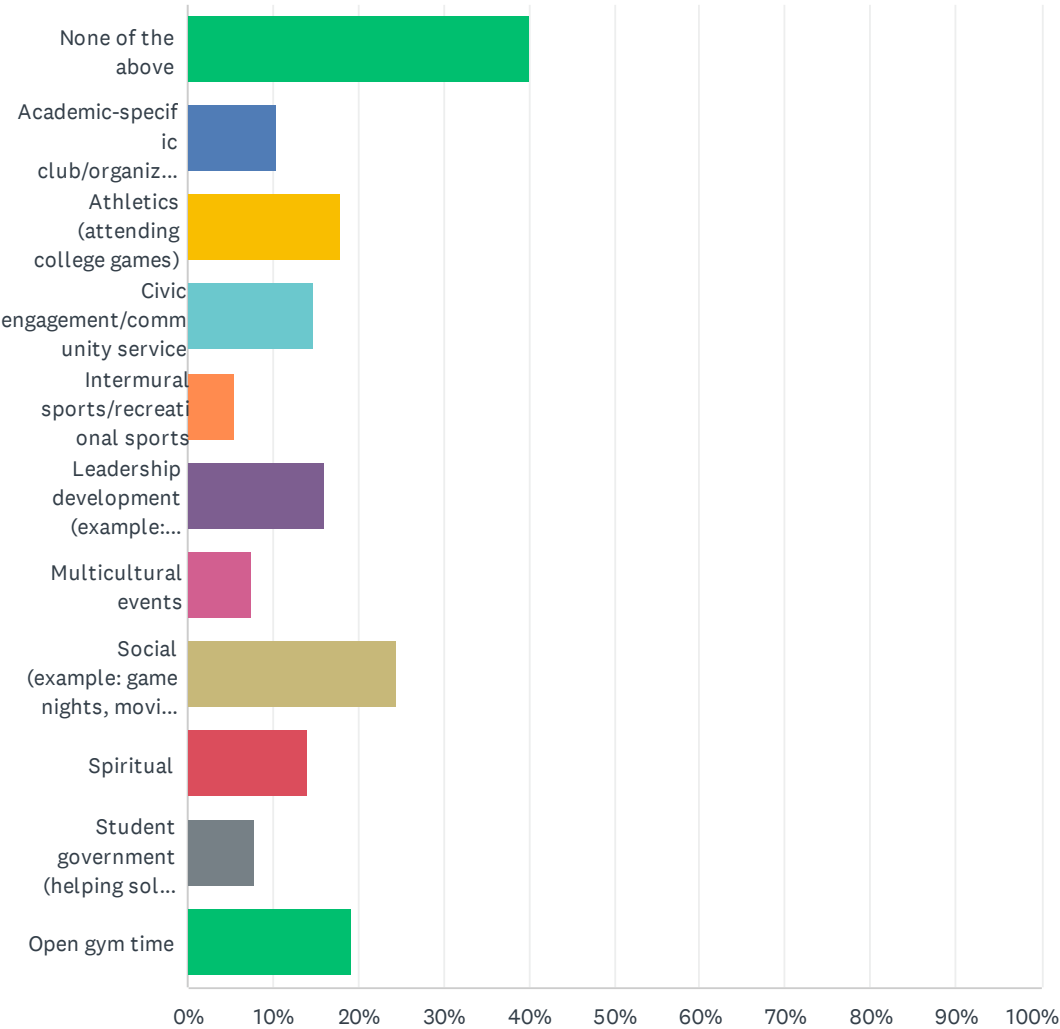
Answered: 329 Skipped: 21



ANSWER CHOICES	RESPONSES	
Business, Office Administration, or Real Estate	10.64%	35
Criminal Justice	4.26%	14
Fine Arts (Theater, Music, etc.)	3.95%	13
General Studies or Multidisciplinary Studies	18.54%	61
Health Careers (Nursing, Surgical Technology, etc.)	32.83%	108
Math and Science (Biology, Engineering, etc.)	3.95%	13
Pre-Health Careers (not accepted into a program yet)	7.90%	26
Teaching or Child and Family Development	9.12%	30
Technology and Workforce (Welding, Electronics, Diesel Mechanics, etc.)	8.81%	29
TOTAL		329

Q3 Which types of campus activities/organizations interest you the most?

Answered: 307 Skipped: 43

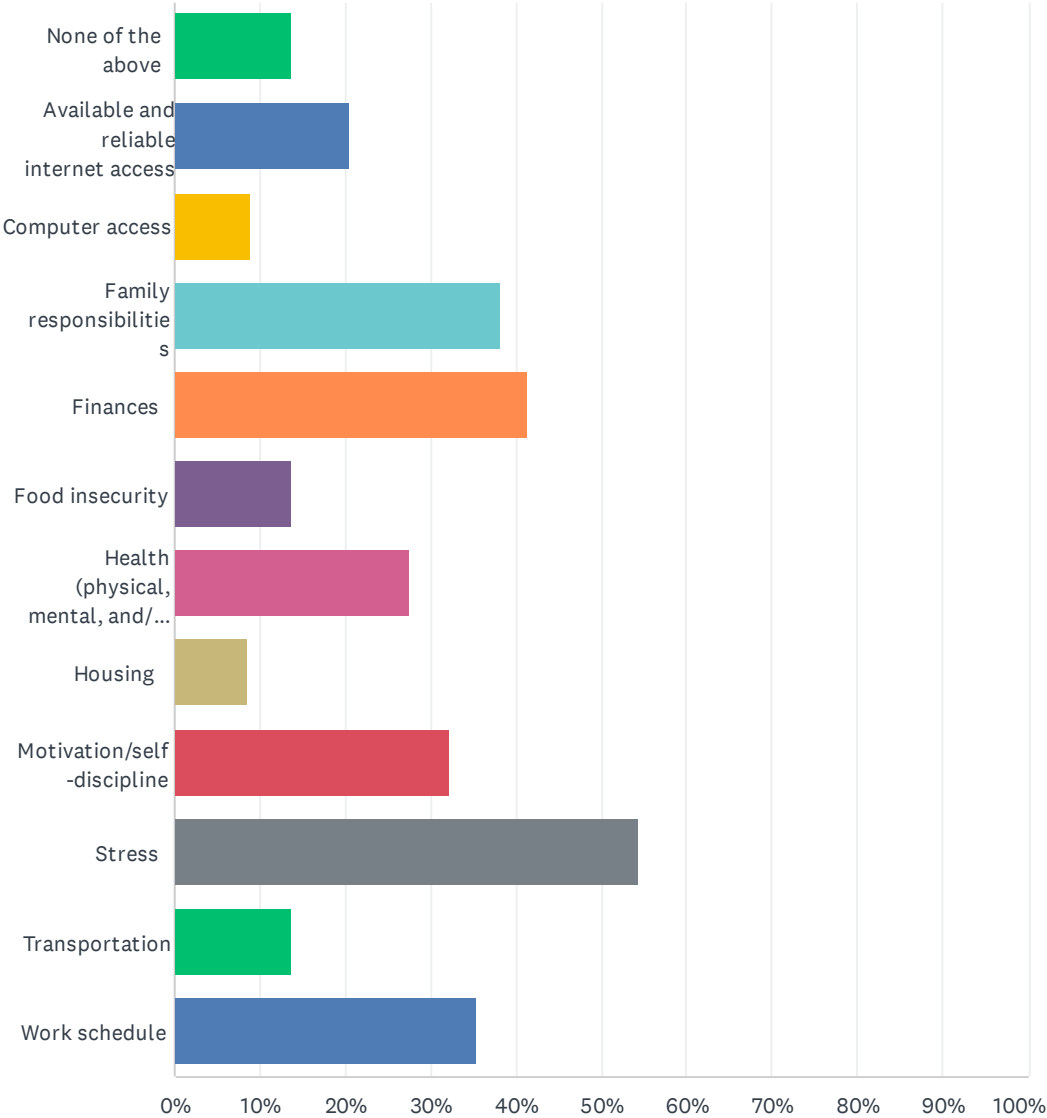


Student Needs Assessment Fall 2024

ANSWER CHOICES	RESPONSES	
None of the above	40.07%	123
Academic-specific club/organization (example: Math Club)	10.42%	32
Athletics (attending college games)	17.92%	55
Civic engagement/community service	14.66%	45
Intermural sports/recreational sports	5.54%	17
Leadership development (example: interview preparation, resume workshops, etc.)	15.96%	49
Multicultural events	7.49%	23
Social (example: game nights, movie nights, etc.)	24.43%	75
Spiritual	14.01%	43
Student government (helping solve problems for the student body as a whole)	7.82%	24
Open gym time	19.22%	59
Total Respondents: 307		

Q4 Which of these challenges have you faced during your time as an AC student? (Check all that apply.)

Answered: 302 Skipped: 48

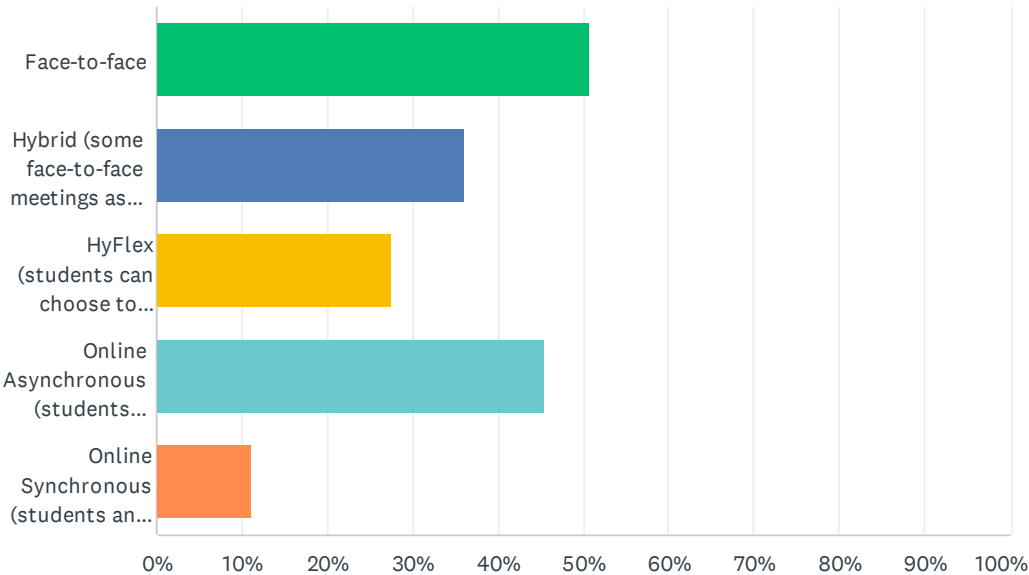


Student Needs Assessment Fall 2024

ANSWER CHOICES	RESPONSES	
None of the above	13.58%	41
Available and reliable internet access	20.53%	62
Computer access	8.94%	27
Family responsibilities	38.08%	115
Finances	41.39%	125
Food insecurity	13.58%	41
Health (physical, mental, and/or emotional)	27.48%	83
Housing	8.61%	26
Motivation/self-discipline	32.12%	97
Stress	54.30%	164
Transportation	13.58%	41
Work schedule	35.43%	107
Total Respondents: 302		

Q5 Which modalities (methods of instruction) do you prefer for your classes? (Select all that apply.)

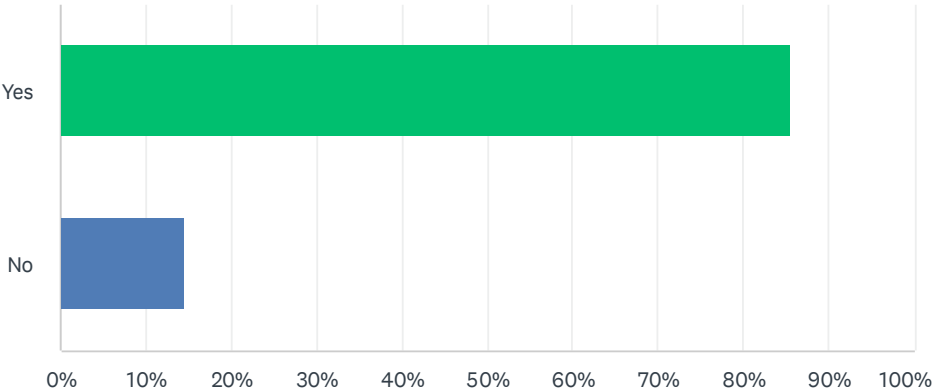
Answered: 306 Skipped: 44



ANSWER CHOICES	RESPONSES	
Face-to-face	50.65%	155
Hybrid (some face-to-face meetings as well as required online work)	35.95%	110
HyFlex (students can choose to attend in person, online, or watch a recording of any class meeting)	27.45%	84
Online Asynchronous (students complete coursework at a day and time convenient for them with no required meeting)	45.42%	139
Online Synchronous (students and the instructor are logged on at a specific time for instruction)	11.11%	34
Total Respondents: 306		

Q6 Were you able to register for classes in your preferred modality (online, face-to-face, etc.) for the fall 2024 semester?

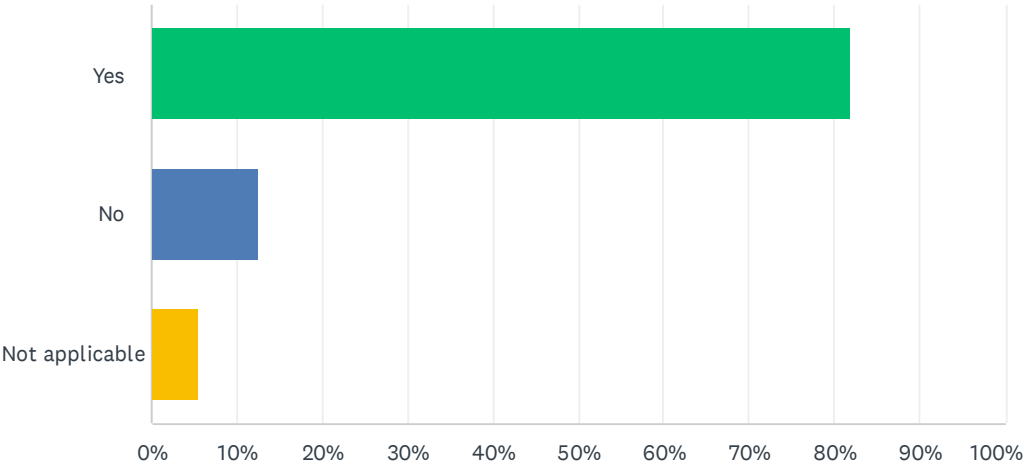
Answered: 303 Skipped: 47



ANSWER CHOICES	RESPONSES	
Yes	85.48%	259
No	14.52%	44
TOTAL		303

Q7 Were you able to register for classes on the day and at the time you preferred for the fall 2024 semester?

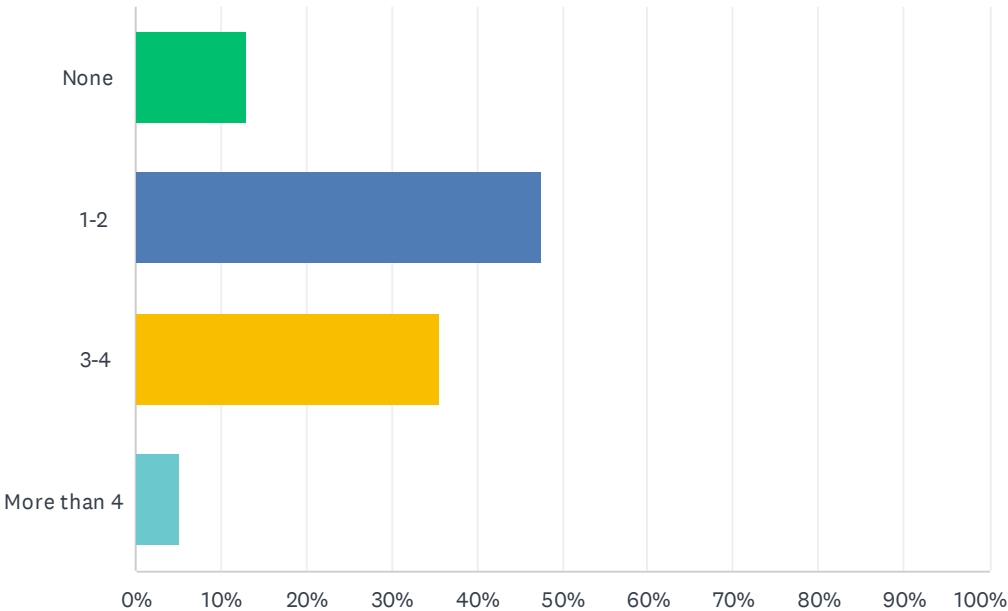
Answered: 303 Skipped: 47



ANSWER CHOICES		RESPONSES	
Yes		81.85%	248
No		12.54%	38
Not applicable		5.61%	17
TOTAL			303

Q8 Including this 8-week term, how many 8-week classes have you taken this fall?

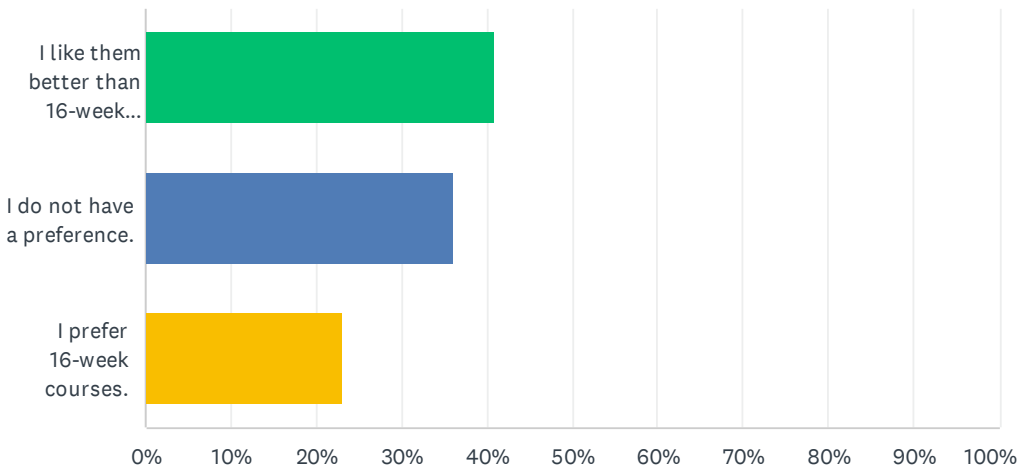
Answered: 298 Skipped: 52



ANSWER CHOICES	RESPONSES	
None	13.09%	39
1-2	47.65%	142
3-4	35.57%	106
More than 4	5.03%	15
Total Respondents: 298		

Q9 How do you feel about 8-week courses?

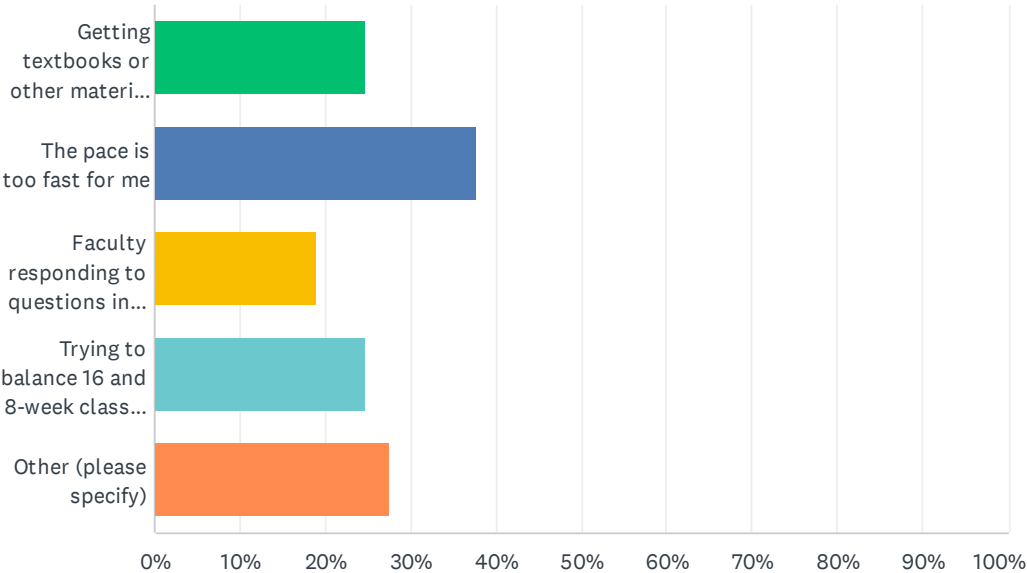
Answered: 261 Skipped: 89



ANSWER CHOICES	RESPONSES	
I like them better than 16-week courses.	41.00%	107
I do not have a preference.	36.02%	94
I prefer 16-week courses.	22.99%	60
TOTAL		261

Q10 What challenges you have faced with 8-week classes? (Choose all that apply.)

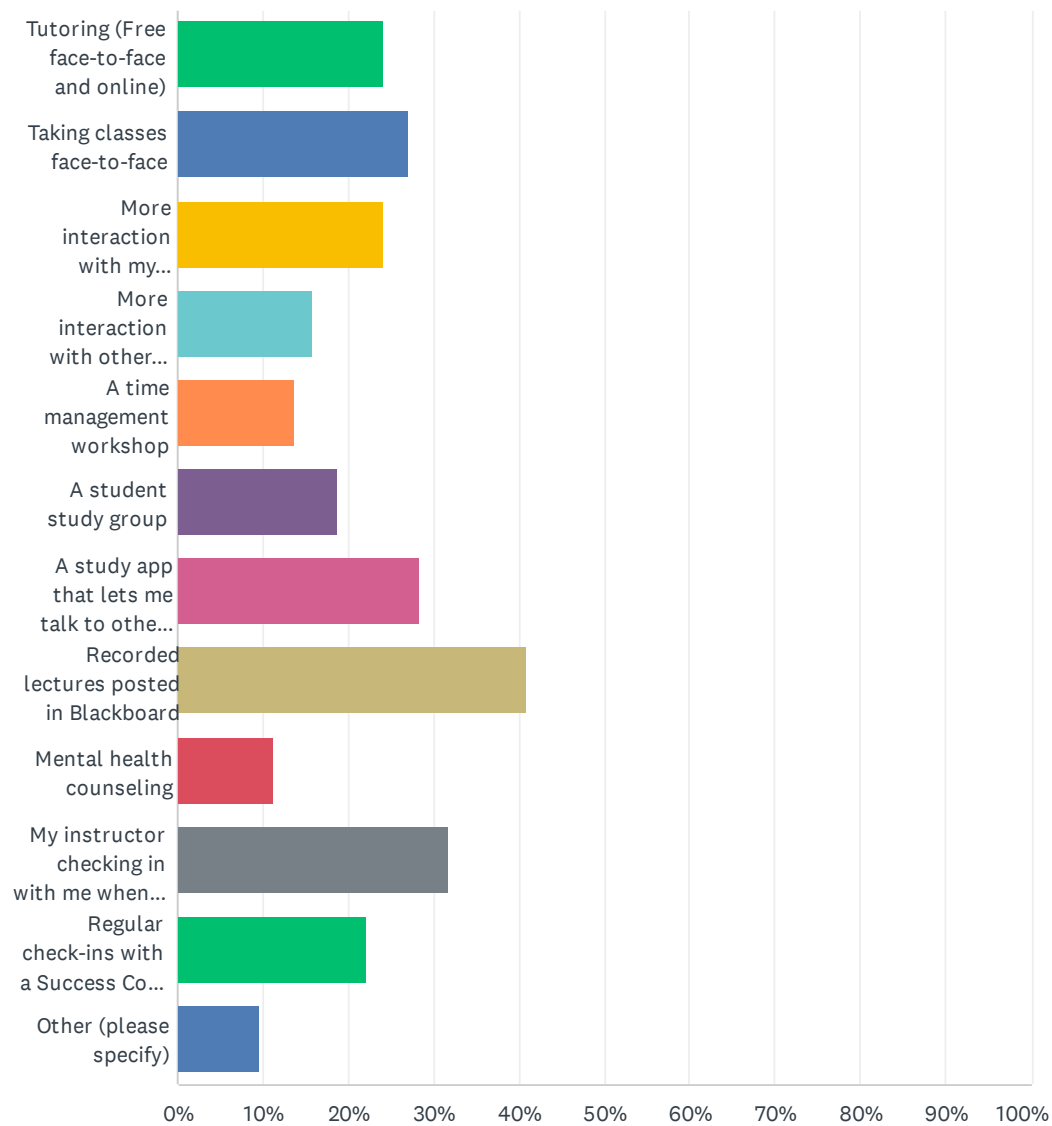
Answered: 222 Skipped: 128



ANSWER CHOICES	RESPONSES	
Getting textbooks or other materials before my class	24.77%	55
The pace is too fast for me	37.84%	84
Faculty responding to questions in a timely manner	18.92%	42
Trying to balance 16 and 8-week classes together	24.77%	55
Other (please specify)	27.48%	61
Total Respondents: 222		

Q11 What resources would help you be more successful in 8-week classes?

Answered: 240 Skipped: 110

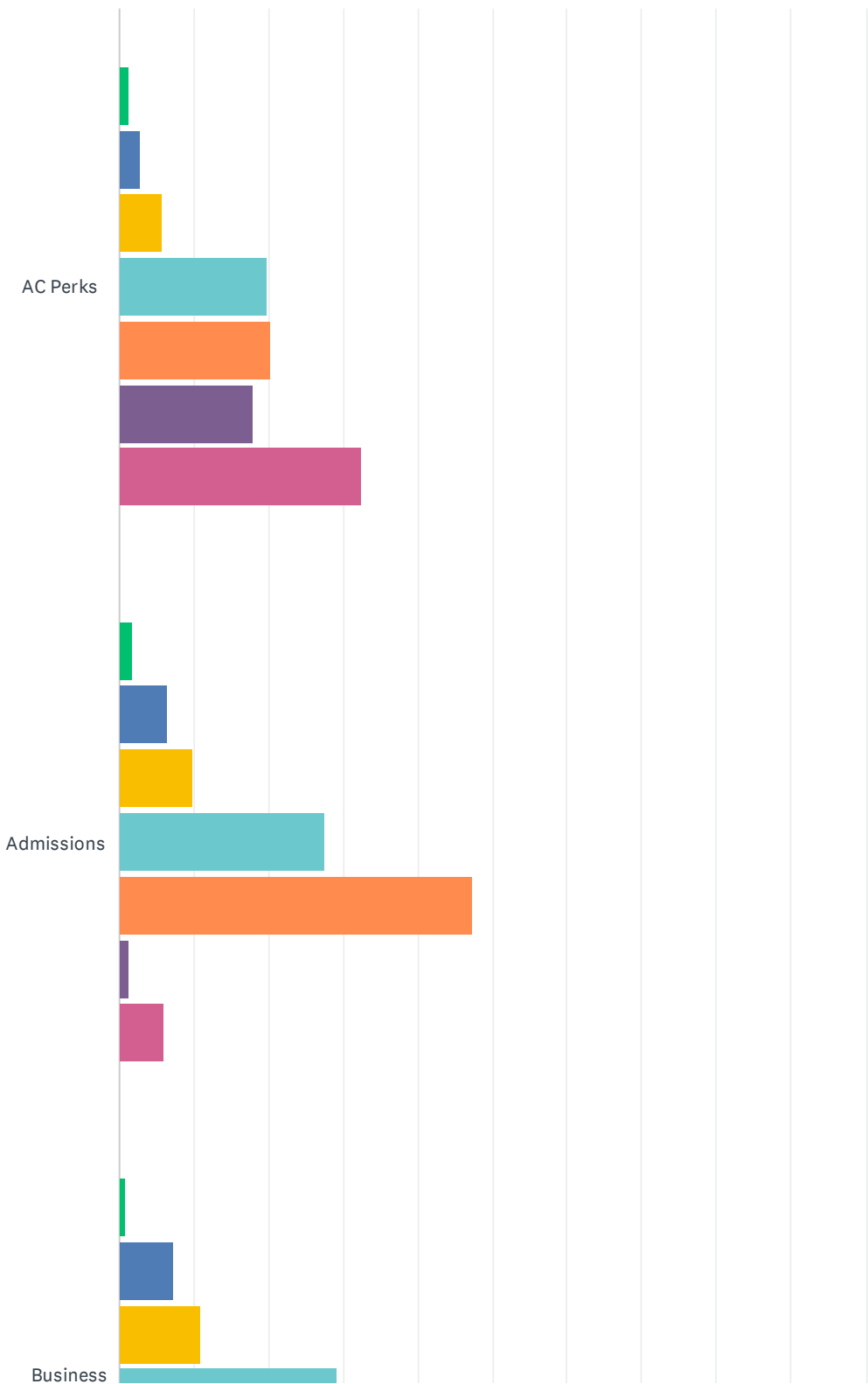


Student Needs Assessment Fall 2024

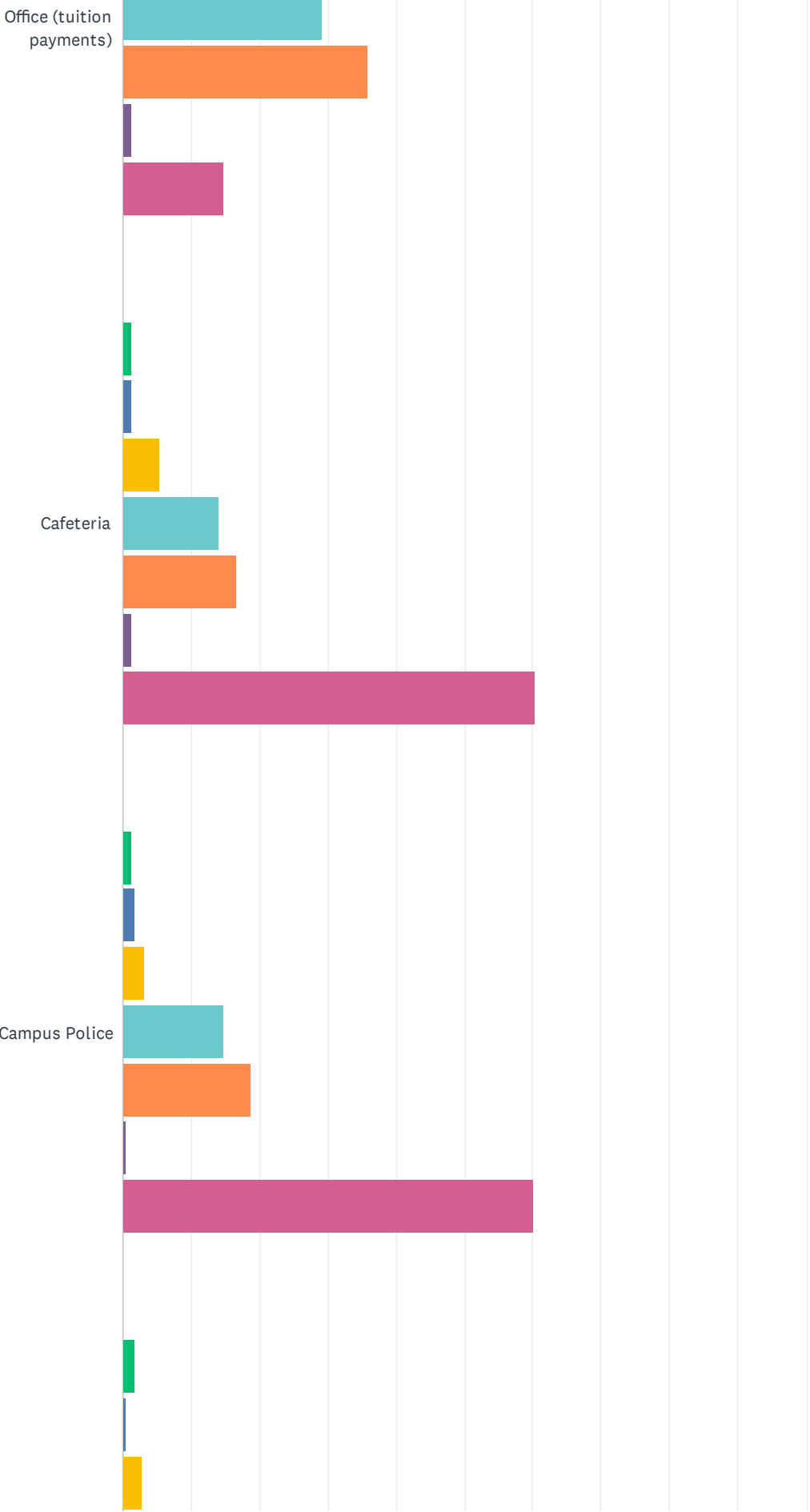
ANSWER CHOICES	RESPONSES	
Tutoring (Free face-to-face and online)	24.17%	58
Taking classes face-to-face	27.08%	65
More interaction with my instructor(s)	24.17%	58
More interaction with other students	15.83%	38
A time management workshop	13.75%	33
A student study group	18.75%	45
A study app that lets me talk to other students in my class(es)	28.33%	68
Recorded lectures posted in Blackboard	40.83%	98
Mental health counseling	11.25%	27
My instructor checking in with me when I receive a "bad" grade	31.67%	76
Regular check-ins with a Success Coach (academic advisor)	22.08%	53
Other (please specify)	9.58%	23
Total Respondents: 240		

Q12 Please rate your experience with the following campus programs and services. More information about these services is available at angelina.edu, under the "Students" drop-down menu.

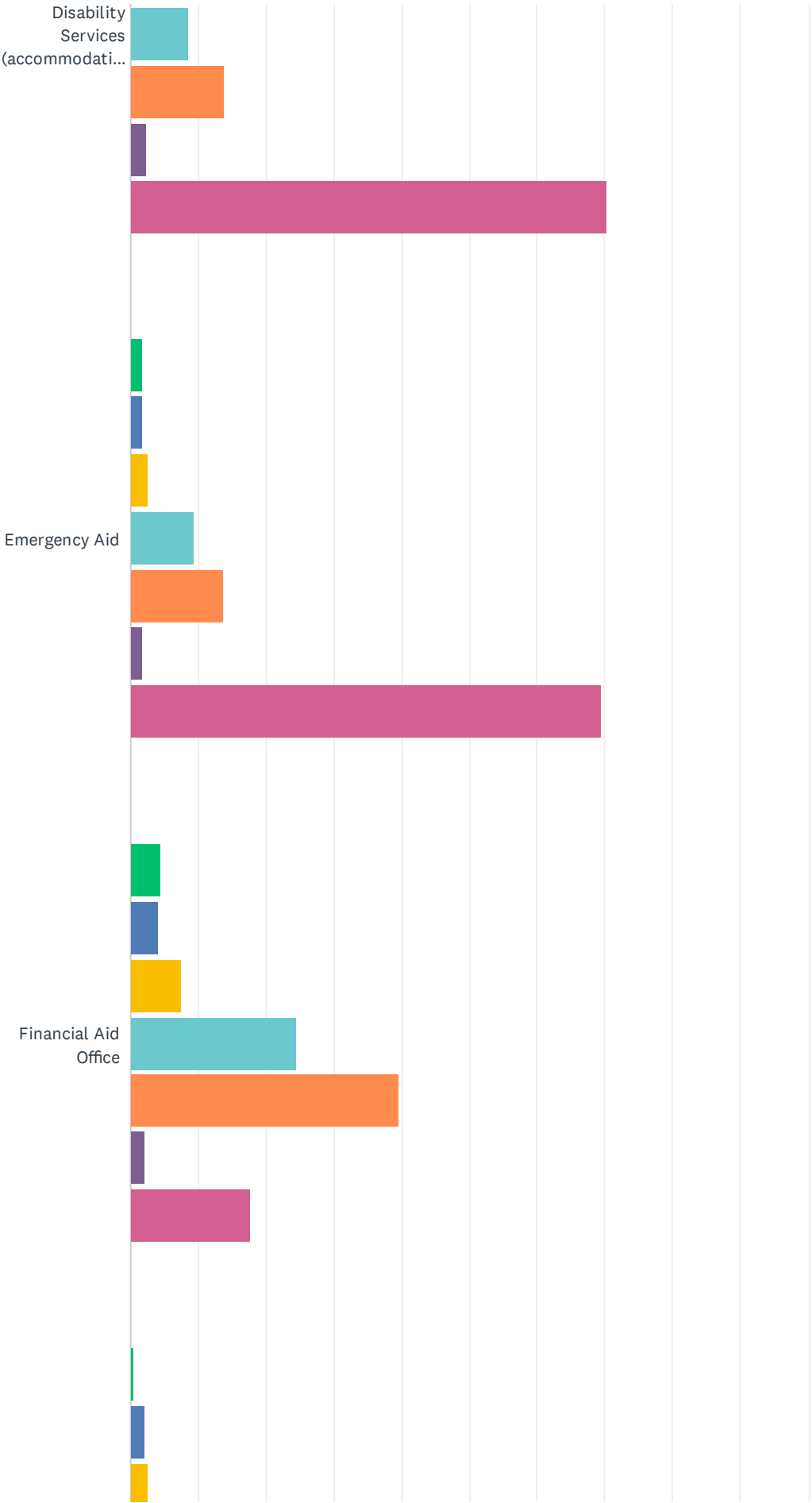
Answered: 248 Skipped: 102



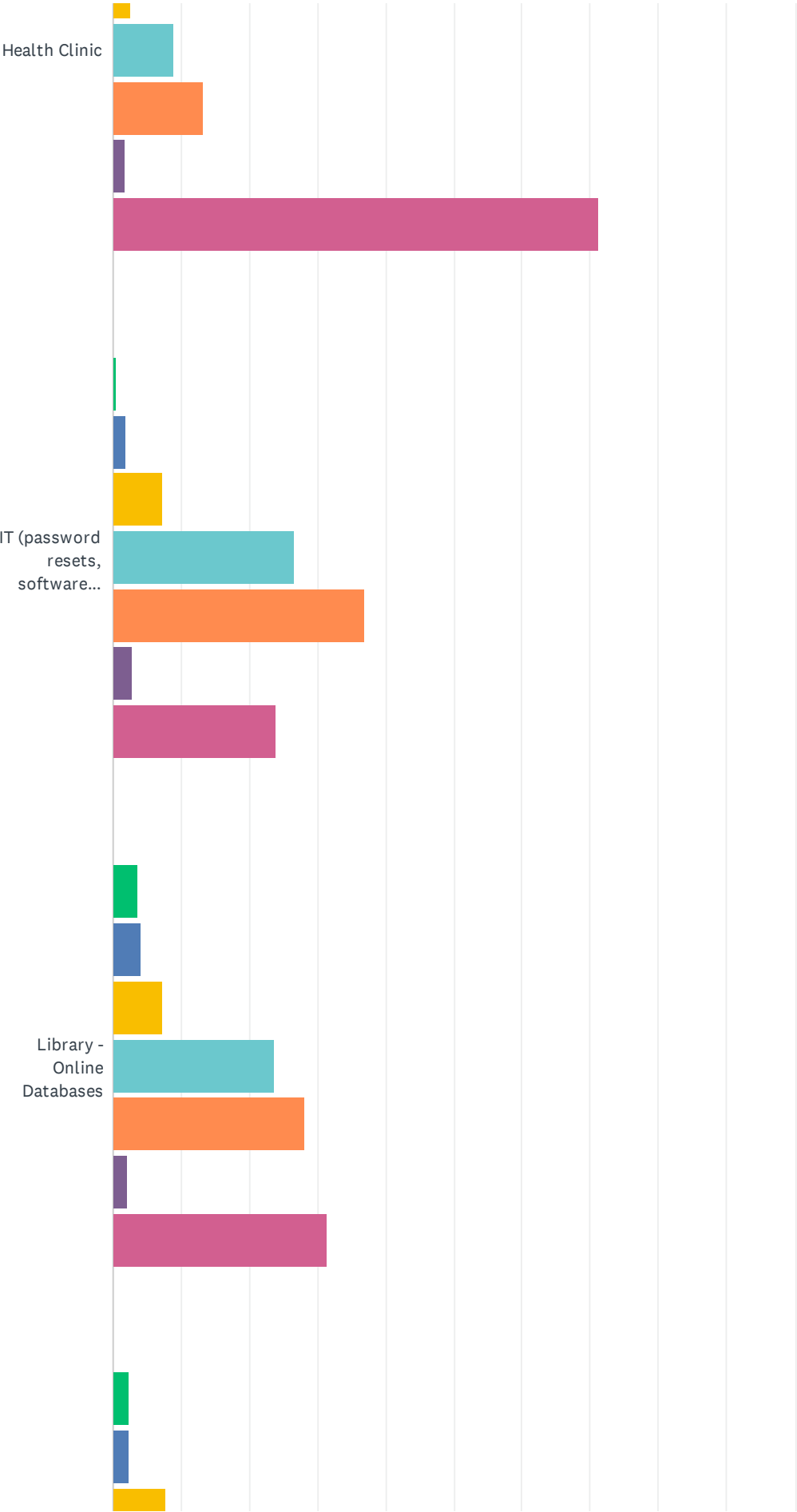
Student Needs Assessment Fall 2024



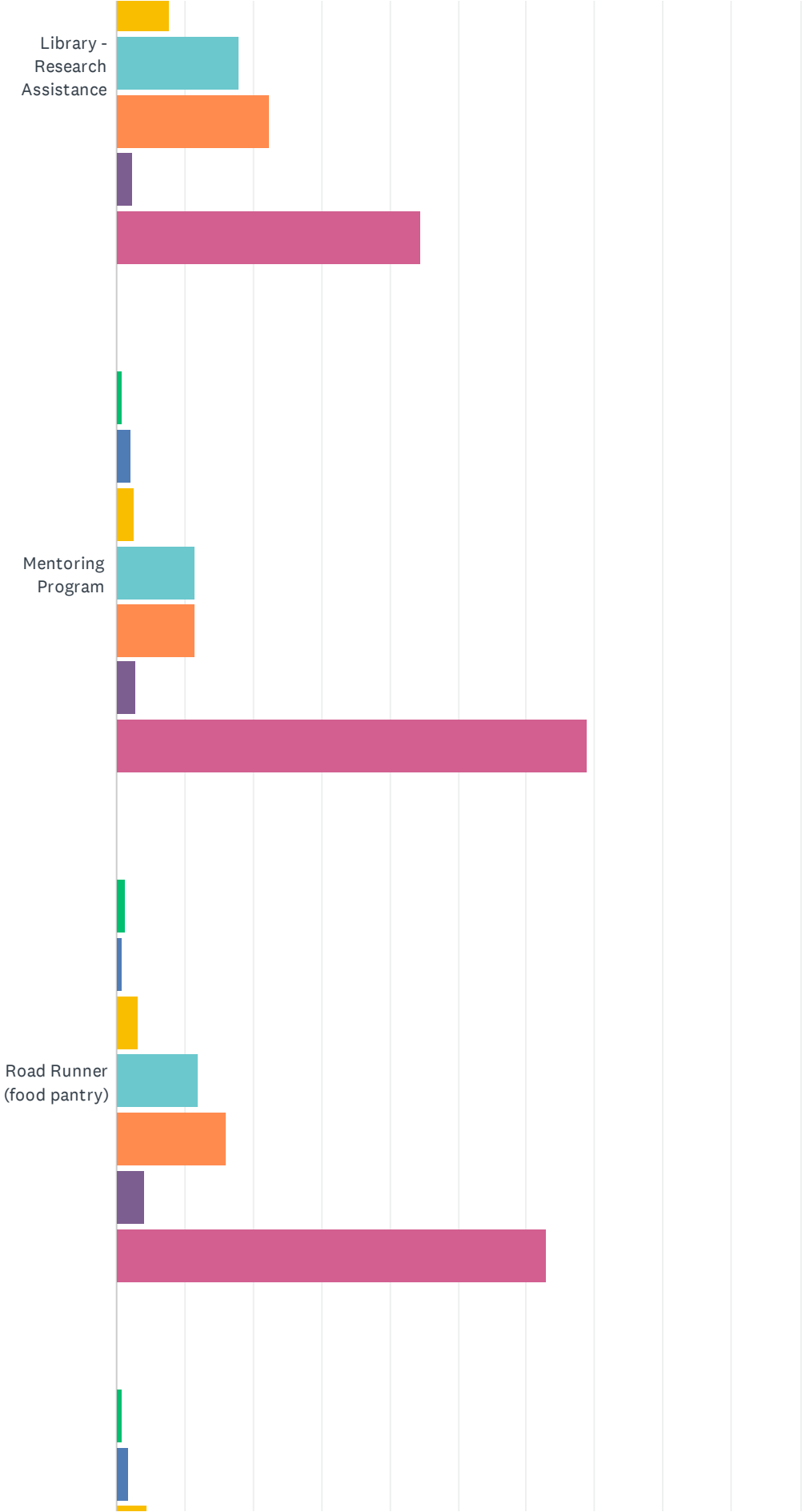
Student Needs Assessment Fall 2024



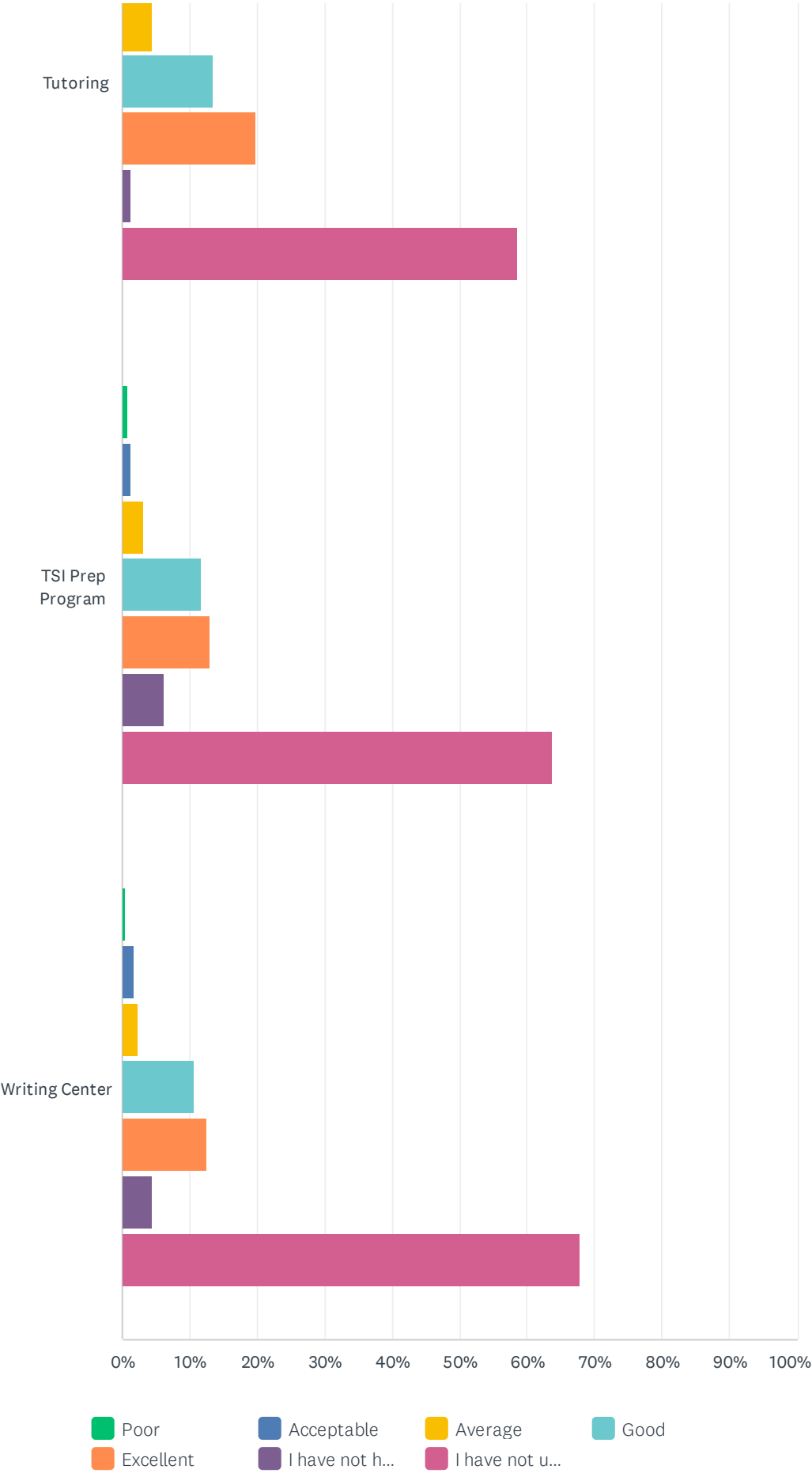
Student Needs Assessment Fall 2024



Student Needs Assessment Fall 2024



Student Needs Assessment Fall 2024



Student Needs Assessment Fall 2024

	POOR	ACCEPTABLE	AVERAGE	GOOD	EXCELLENT	I HAVE NOT HEARD OF THIS SERVICE	I HAVE NOT USED THIS SERVICE	TOTAL	WEIGHTED AVERAGE
AC Perks	1.21% 3	2.83% 7	5.67% 14	19.84% 49	20.24% 50	17.81% 44	32.39% 80	247	3
Admissions	1.62% 4	6.48% 16	9.72% 24	27.53% 68	47.37% 117	1.21% 3	6.07% 15	247	4
Business Office (tuition payments)	0.81% 2	7.32% 18	10.98% 27	29.27% 72	35.77% 88	1.22% 3	14.63% 36	246	4
Cafeteria	1.21% 3	1.21% 3	5.26% 13	14.17% 35	16.60% 41	1.21% 3	60.32% 149	247	4
Campus Police	1.22% 3	1.63% 4	3.25% 8	14.63% 36	18.70% 46	0.41% 1	60.16% 148	246	4
Disability Services (accommodation office)	1.63% 4	0.41% 1	2.85% 7	8.54% 21	13.82% 34	2.44% 6	70.33% 173	246	3
Emergency Aid	1.65% 4	1.65% 4	2.47% 6	9.47% 23	13.58% 33	1.65% 4	69.55% 169	243	3
Financial Aid Office	4.51% 11	4.10% 10	7.38% 18	24.59% 60	39.75% 97	2.05% 5	17.62% 43	244	4
Health Clinic	0.41% 1	2.06% 5	2.47% 6	9.05% 22	13.17% 32	1.65% 4	71.19% 173	243	3
IT (password resets, software support, etc.)	0.40% 1	2.02% 5	7.29% 18	26.72% 66	36.84% 91	2.83% 7	23.89% 59	247	4
Library - Online Databases	3.66% 9	4.07% 10	7.32% 18	23.58% 58	28.05% 69	2.03% 5	31.30% 77	246	3
Library - Research Assistance	2.45% 6	2.45% 6	7.76% 19	17.96% 44	22.45% 55	2.45% 6	44.49% 109	245	3
Mentoring Program	0.82% 2	2.05% 5	2.46% 6	11.48% 28	11.48% 28	2.87% 7	68.85% 168	244	3
Road Runner (food pantry)	1.22% 3	0.82% 2	3.27% 8	11.84% 29	15.92% 39	4.08% 10	62.86% 154	245	3
Tutoring	0.81% 2	1.63% 4	4.47% 11	13.41% 33	19.92% 49	1.22% 3	58.54% 144	246	4
TSI Prep Program	0.81% 2	1.22% 3	3.25% 8	11.79% 29	13.01% 32	6.10% 15	63.82% 157	246	3
Writing Center	0.41% 1	1.63% 4	2.44% 6	10.57% 26	12.60% 31	4.47% 11	67.89% 167	246	3

Q13 Please rate your overall experience with the Office of Academic Success (the advising office).

Answered: 226 Skipped: 124

4.4★
average rating

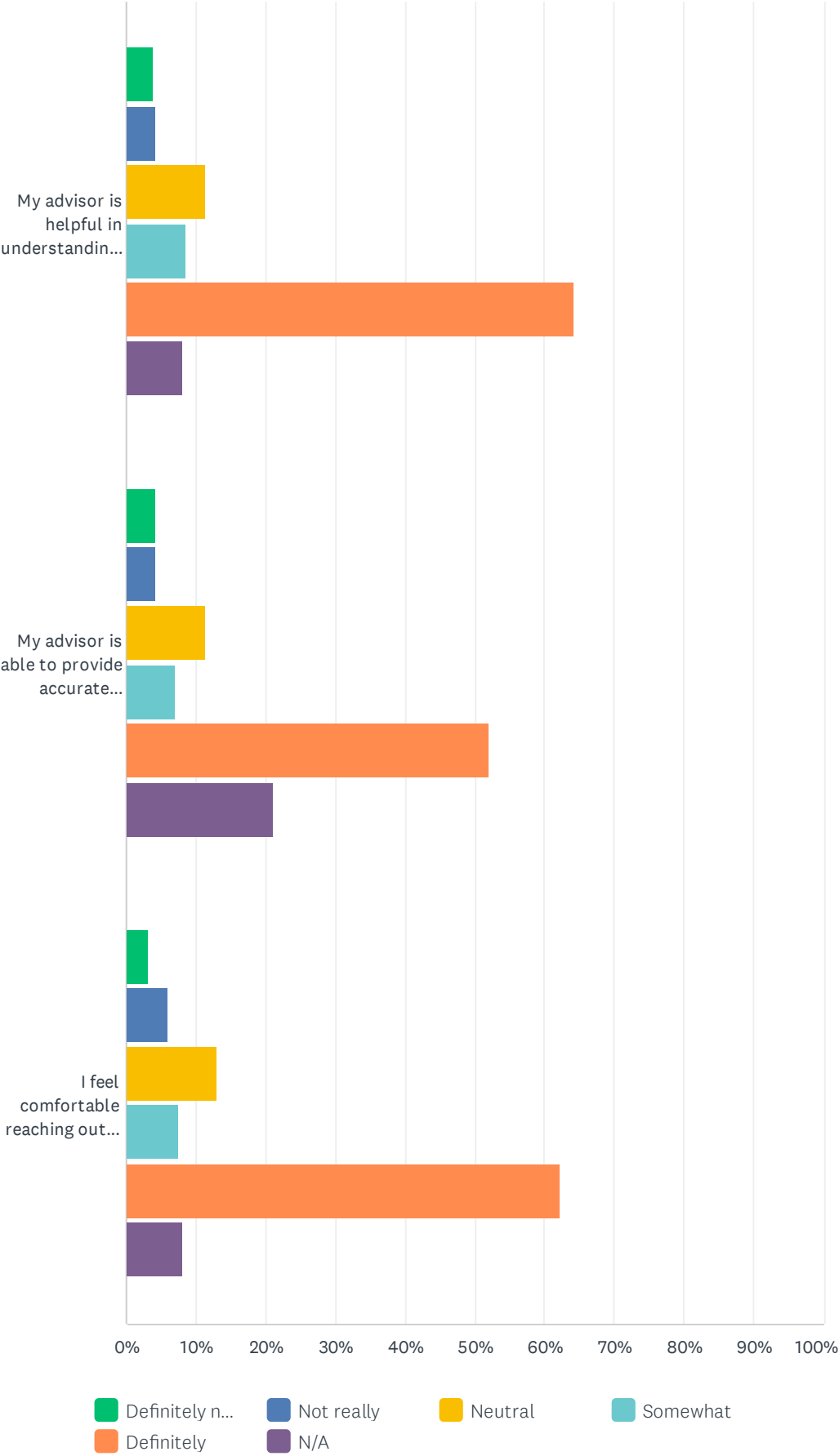


	1	2	3	4	5	TOTAL	WEIGHTED AVERAGE
☆	2.21% 5	3.98% 9	11.50% 26	21.24% 48	61.06% 138	226	4.35

Q14 Please rate your agreement with the following statements

Answered: 284 Skipped: 66

Student Needs Assessment Fall 2024



Student Needs Assessment Fall 2024

	DEFINITELY NOT	NOT REALLY	NEUTRAL	SOMEWHAT	DEFINITELY	N/A	TOTAL	WEIGHTED AVERAGE
My advisor is helpful in understanding my program and course schedule.	3.87% 11	4.23% 12	11.27% 32	8.45% 24	64.08% 182	8.10% 23	284	4.36
My advisor is able to provide accurate information about transferring to a four-year institution.	4.23% 12	4.23% 12	11.27% 32	7.04% 20	52.11% 148	21.13% 60	284	4.25
I feel comfortable reaching out to my advisor.	3.17% 9	5.99% 17	13.03% 37	7.39% 21	62.32% 177	8.10% 23	284	4.30

Q15 Please rate your overall experience with your AC instructors.

Answered: 230 Skipped: 120

4.6★
average rating

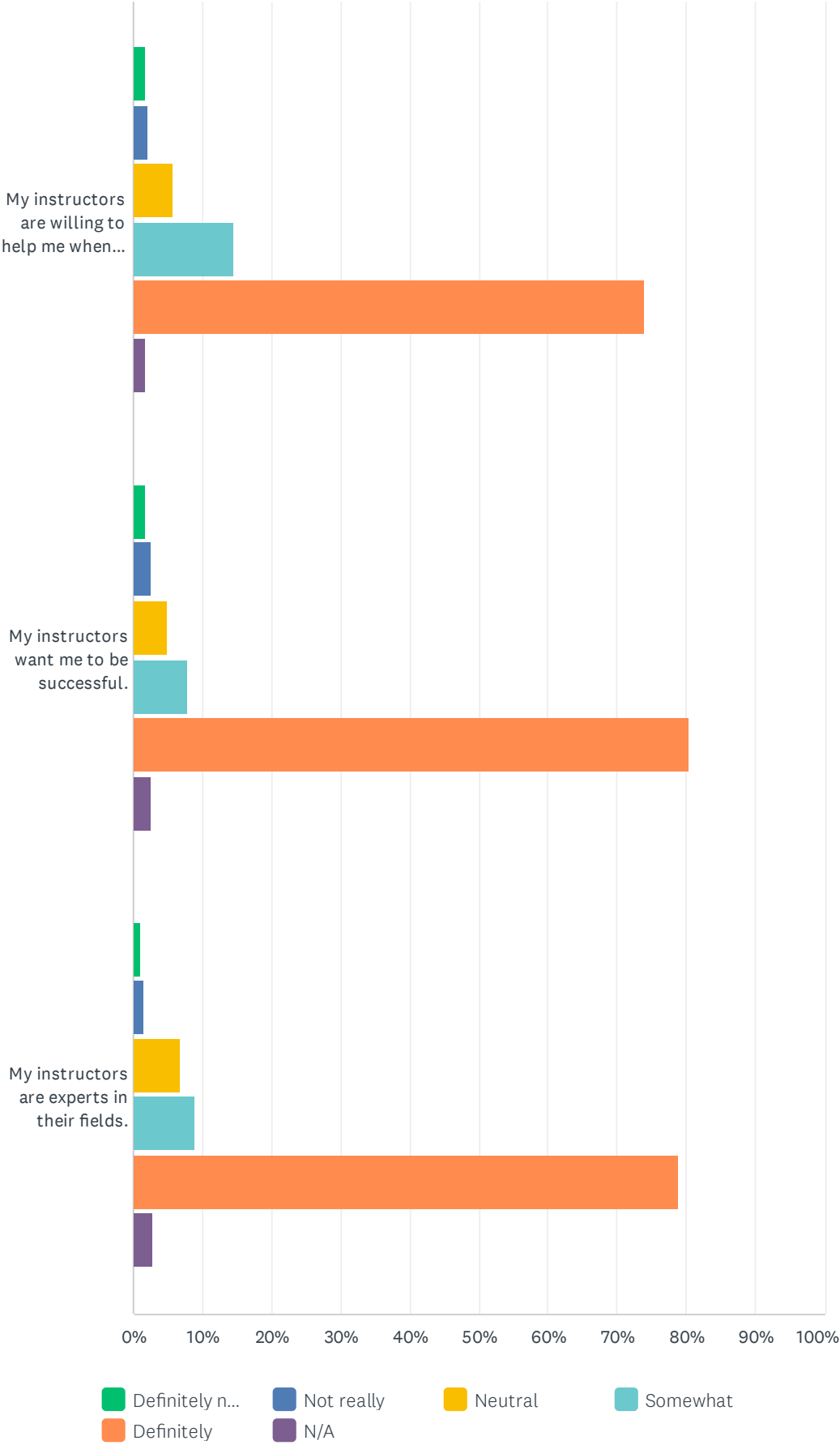


	1	2	3	4	5	TOTAL	WEIGHTED AVERAGE
☆	0.87% 2	1.74% 4	6.96% 16	20.00% 46	70.43% 162	230	4.57

Q16 Please rate your agreement with the following statements.

Answered: 281 Skipped: 69

Student Needs Assessment Fall 2024



Student Needs Assessment Fall 2024

	DEFINITELY NOT	NOT REALLY	NEUTRAL	SOMEWHAT	DEFINITELY	N/A	TOTAL	WEIGHTED AVERAGE
My instructors are willing to help me when I need it.	1.78% 5	2.14% 6	5.69% 16	14.59% 41	74.02% 208	1.78% 5	281	4.60
My instructors want me to be successful.	1.78% 5	2.49% 7	4.98% 14	7.83% 22	80.43% 226	2.49% 7	281	4.67
My instructors are experts in their fields.	1.07% 3	1.43% 4	6.79% 19	8.93% 25	78.93% 221	2.86% 8	280	4.68