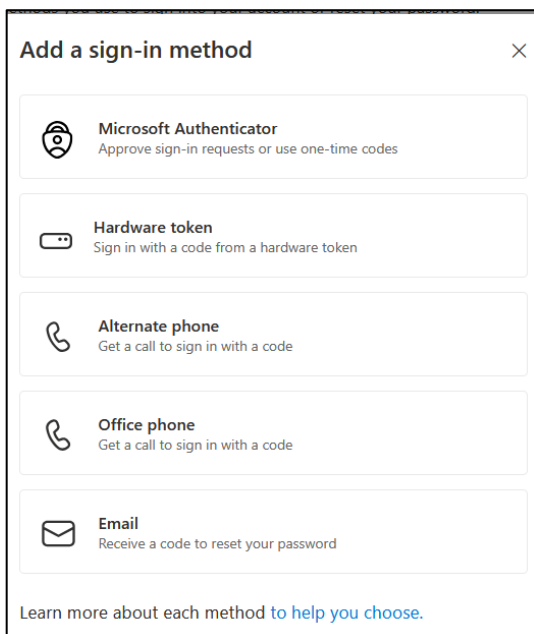
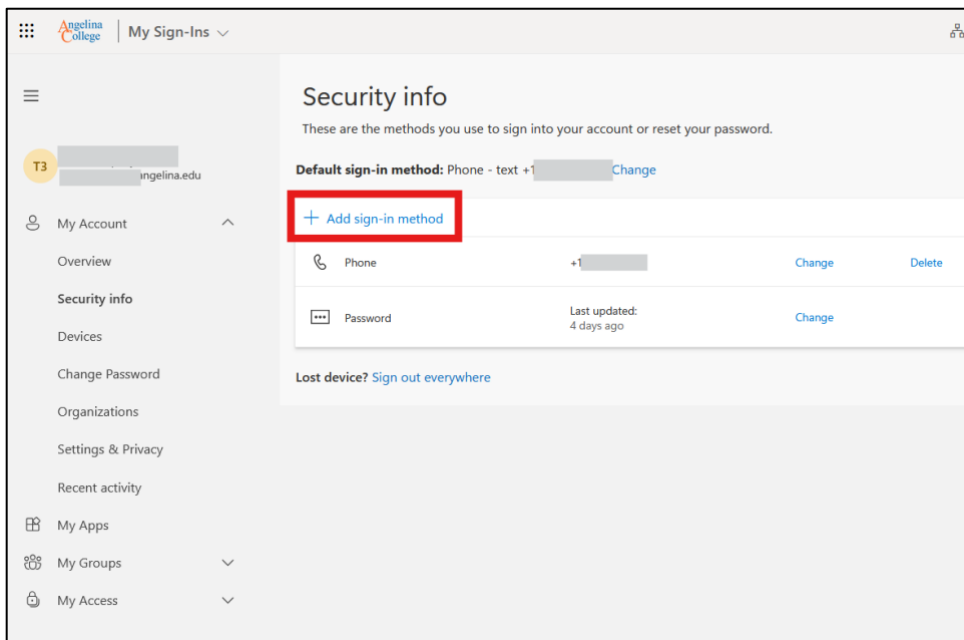


Setting Up Additional MFA Methods

We suggest setting up additional MFA methods in case you forget or misplace your mobile phone. You can access the Security info page to add methods by going to <https://aka.ms/mfasetup>

The following steps provide a basic overview of adding additional methods via the Security info page. In general, they will be the same as the steps listed above.


1. Select Add sign-in method and choose the authentication method you would like to add.



2. Examples of setting up different methods:

Alternate phone – Enter your phone number, select “Next”, answer the call, and press the # key to verify the authentication.

Add a phone number ×



Verify it's you with a call to your phone.

Country code
United States (+1) ▾

Phone number


Choose how to verify

Call

Message and data rates may apply. Pressing Next means that you agree to the [Terms of service](#) and [Privacy and cookies statement](#).

Email – Input your personal email address, select “Next”, and enter the code sent to your personal email to authenticate.

Add an email address ×



We'll use this to send you a code if you ever need to reset your password.

Verify your email



Enter the code we sent to [redacted]@gmail.com.

[Resend code](#)

Back

Next

✔ Email Added



You can now receive a code at this email if you ever need to reset your password.

Done